

Should a forest be optimally managed or develop without control?

- Dynamic consequences for biodiversity, global warming and economics.

Gorgan University of Agricultural Sciences and Natural Resources (GUASNR), November 2017

Panel presentation *Version 17-11-06*

Peter Lohmander

Professor Dr., Optimal Solutions, www.Lohmander.com & Peter@Lohmander.com



Should a forest be optimally managed or develop without control?

- Dynamic consequences for biodiversity, global warming and economics.

Workshop at: Gorgan University of Agricultural Sciences and Natural Resources (GUASNR), November 2017

Panel presentation Version 17-11-06

Peter Lohmander

Abstract part 1

- **With active forestry, with sequential thinnings, biodiversity may be higher than without harvesting.** In three of the four cases studied in the analysis, without control, the forests with two competing tree species develop into forests with only one tree species. In case we are interested to keep several tree species in the forest, this can be obtained if we control the forest and sequentially make species selective thinnings. If we control the forest and have several tree species in the forest stand, we may sequentially adapt the species selective harvest decisions to unpredictable changes in prices, environmental changes, species specific damages etc. **With optimal control, the expected economic result is improved in relation to if we only have one tree species in the forest. We can also avoid natural disasters where all trees die.**

Should a forest be optimally managed or develop without control?

- Dynamic consequences for biodiversity, global warming and economics.

Workshop at: Gorgan University of Agricultural Sciences and Natural Resources (GUASNR), November 2017

Panel presentation Version 17-11-06

Peter Lohmander

Abstract part 2

- **The most efficient way to use the forest in several regions of the world with low degree of forest harvesting, is to increase harvesting.** Forest resources can replace some fossil fuels such as coal and oil in the production of energy, in particular in combined heat and power stations. Before some of the forest resources, such as timber and pulpwood, are used for energy production, they can be used for wood and paper products. When these products are wasted, the waste wood and waste paper can also be used in energy production. **It may seem to be a good idea to stop harvesting the forest and to increase the standing volume in the forest in order to store more carbon there. Then, however, we forget that if we increase harvesting, we can store more carbon below ground, in the coal and oil reserves. Furthermore, forests, where the harvest level is lower than the growth, will sooner or later reach a state of dynamic equilibrium, where the standing volume does not increase anymore. Such forests, in dynamic equilibrium, do not contribute to solving the global warming problem any more.**

Should a forest be optimally managed or develop without control?

- *Dynamic consequences for biodiversity, global warming and economics.*

Workshop at: Gorgan University of Agricultural Sciences and Natural Resources (GUASNR), November 2017

Panel presentation Version 17-11-06

Peter Lohmander

Abstract part 3

- **It is important to utilize the environmentally and recreationally valuable forest areas in the best possible way. In order to utilize these areas in the optimal way, it is necessary to optimize and control the number of visitors to the sensitive areas.** Free access may seem to be the best alternative. Then, however, it has been proved that the total value of recreation and tourism is lower than if the optimal number of visitors is determined and applied. **Free access leads to environmental degradation and reduced total utility.**

Should a forest be optimally managed or develop without control?

- Dynamic consequences for biodiversity, global warming and economics.

Workshop at: Gorgan University of Agricultural Sciences and Natural Resources (GUASNR), November 2017

Panel presentation Version 17-11-06

Peter Lohmander

Abstract part 4

- **With adaptive optimization of forest management, it is possible to obtain the very best production economic result.** A typical objective function is the expected present value. Many other types of objective functions can however also be used. Optimal forest management normally means that you should periodically harvest the largest trees, also taking the stochastic price variations and other stochastic events into account. Of course, the objective function may also include the value of tourism, recreation etc.. In case the forest is not managed at all, the result can not be better than the optimal result obtained with optimized management. **Economic results normally decrease if management stops completely. There may be severe and costly damages and CO2 emissions by wild forest fires, windthrows and so on. Employment in the forest sector is reduced.**

ON BIODIVERSITY:

How does a forest with two competing tree species develop over time, without control?

This problem has been studied via systems of differential equations, during many years and by many authors.

The "principle of competitive exclusion" is often mentioned in this context.

Here, the main ideas and some new observations will be shown.

SUB MODELS FOR OPTIMAL CONTINUOUS COVER MULTI SPECIES FORESTRY IN IRAN

(One part of the joint presentation by Soleiman Mohammadi Limaie, Peter Lohmander and Leif Olsson)

Professor Dr Peter Lohmander

SLU, Sweden, <http://www.Lohmander.com>

Peter@Lohmander.com

**The 8th International Conference of
Iranian Operations Research Society**

Department of Mathematics
Ferdowsi University of Mashhad, Mashhad, Iran.

www.or8.um.ac.ir

21-22 May 2015



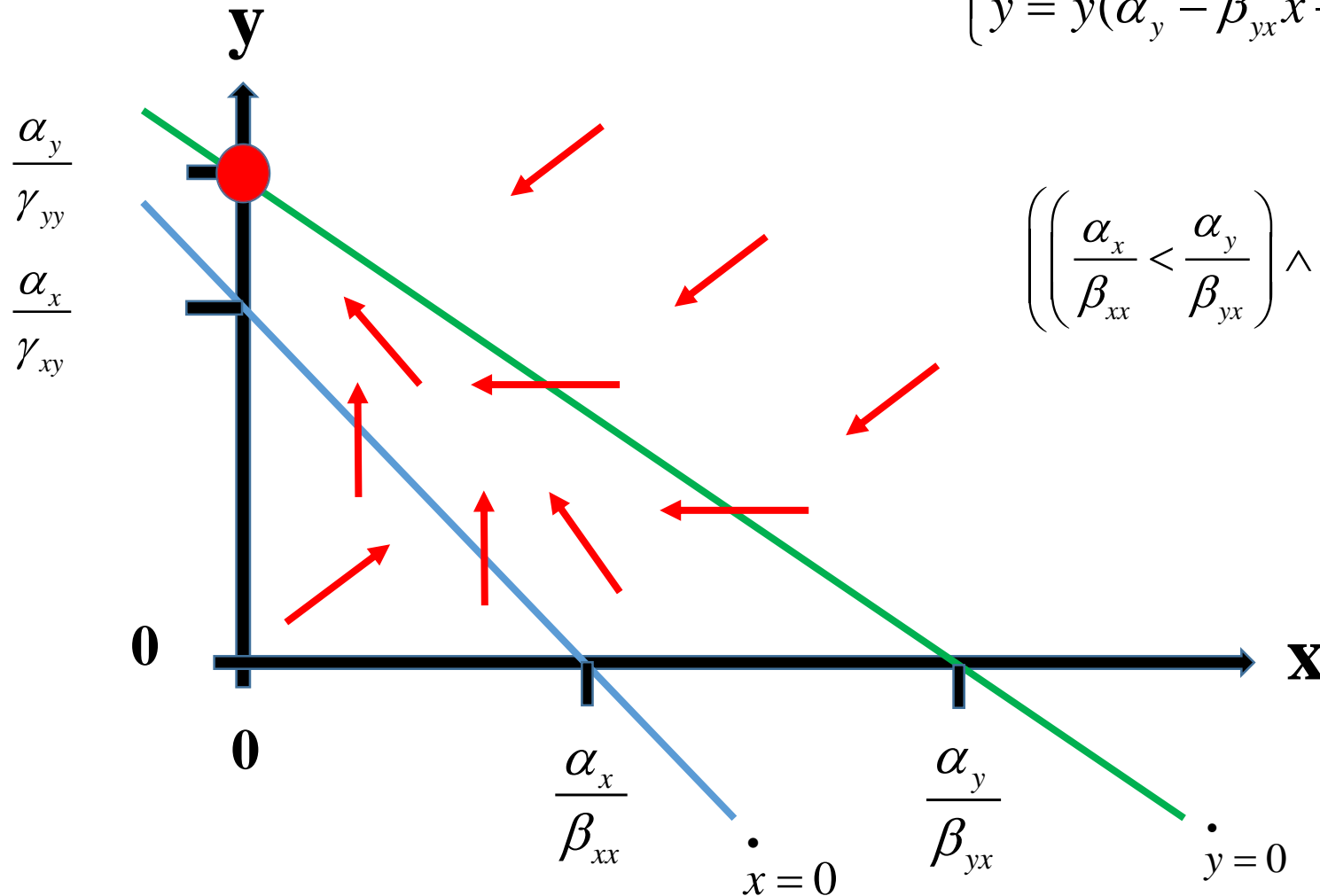
A dynamic two species model with competition

(A system of two "extended logistic models")

$$\begin{cases} \dot{x} = \frac{dx}{dt} = x(\alpha_x - \beta_{xx}x - \gamma_{xy}y) \\ \dot{y} = \frac{dy}{dt} = y(\alpha_y - \beta_{yx}x - \gamma_{yy}y) \end{cases}$$

CASE 1.

$$\begin{cases} \dot{x} = x(\alpha_x - \beta_{xx}x - \gamma_{xy}y) & \alpha_x > 0; \beta_{xx} > 0; \gamma_{xy} > 0 \\ \dot{y} = y(\alpha_y - \beta_{yx}x - \gamma_{yy}y) & \alpha_y > 0; \beta_{yx} > 0; \gamma_{yy} > 0 \end{cases}$$

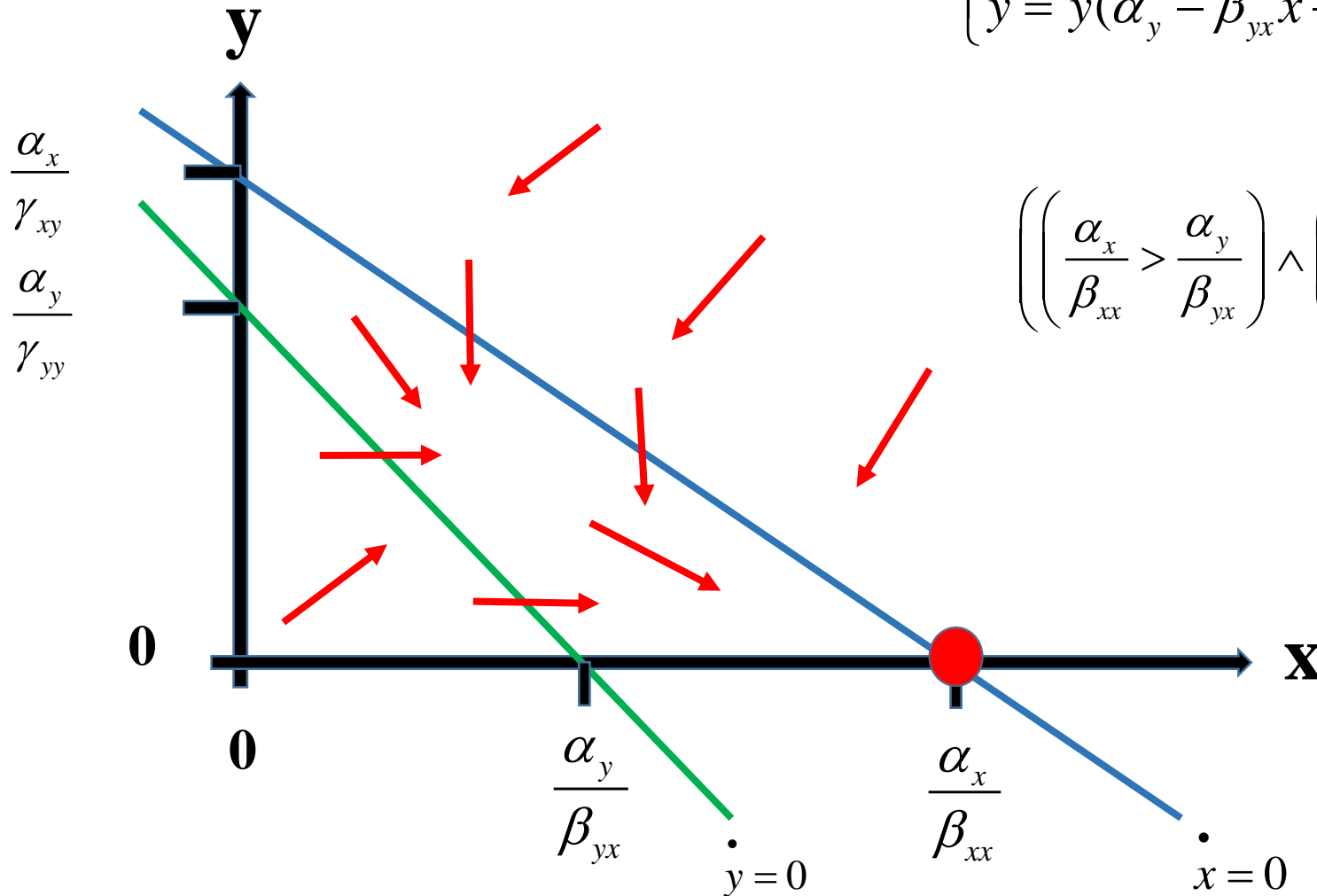


$$\left(\left(\frac{\alpha_x}{\beta_{xx}} < \frac{\alpha_y}{\beta_{yx}} \right) \wedge \left(\frac{\alpha_x}{\gamma_{xy}} < \frac{\alpha_y}{\gamma_{yy}} \right) \right) \Rightarrow (x_e, y_e) = \left(0, \frac{\alpha_y}{\gamma_{yy}} \right)$$

**Unique
and
Stable**

CASE 2.

$$\begin{cases} \dot{x} = x(\alpha_x - \beta_{xx}x - \gamma_{xy}y) & \alpha_x > 0; \beta_{xx} > 0; \gamma_{xy} > 0 \\ \dot{y} = y(\alpha_y - \beta_{yx}x - \gamma_{yy}y) & \alpha_y > 0; \beta_{yx} > 0; \gamma_{yy} > 0 \end{cases}$$



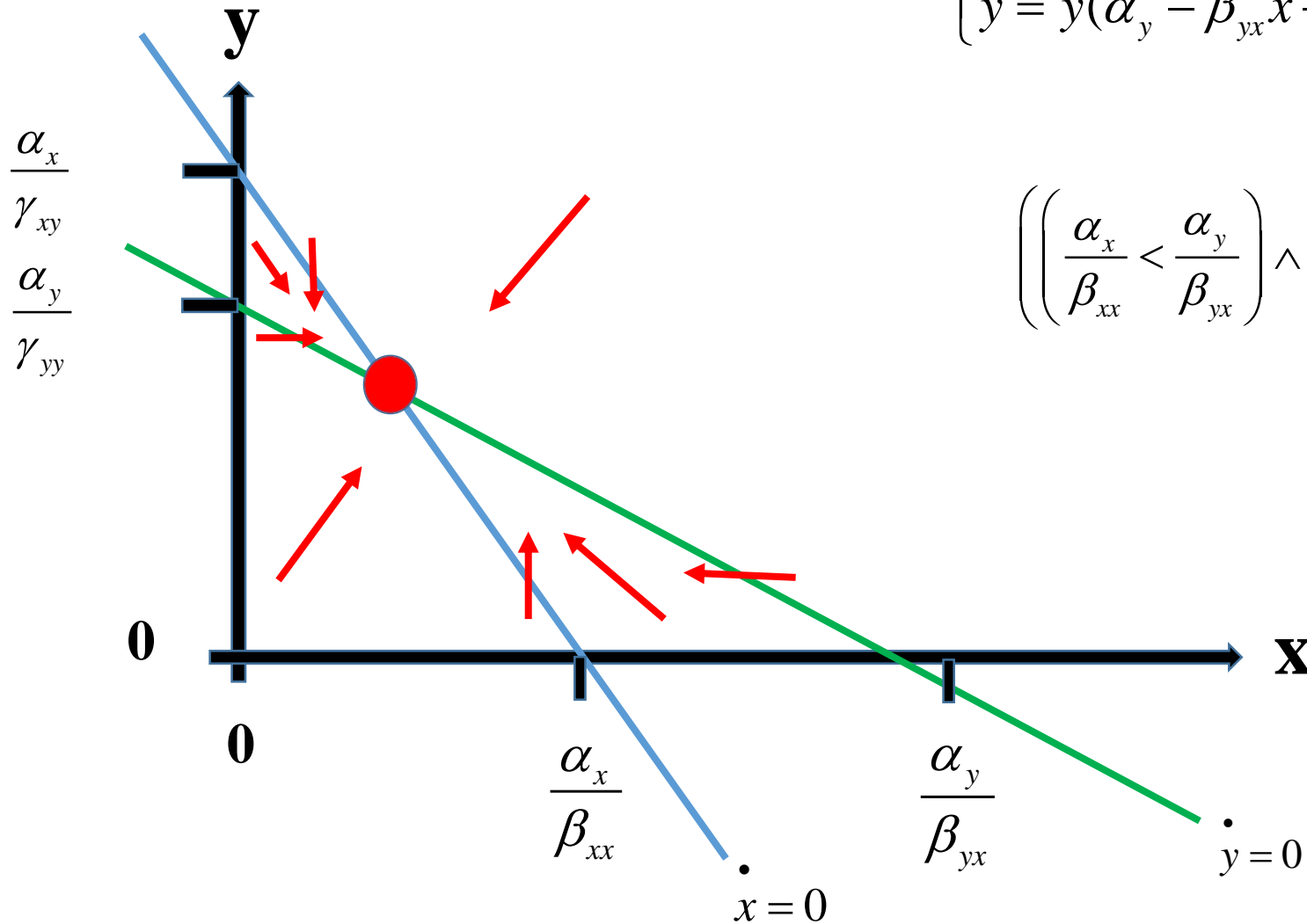
$$\left(\left(\frac{\alpha_x}{\beta_{xx}} > \frac{\alpha_y}{\beta_{yx}} \right) \wedge \left(\frac{\alpha_x}{\gamma_{xy}} > \frac{\alpha_y}{\gamma_{yy}} \right) \right) \Rightarrow (x_e, y_e) = \left(\frac{\alpha_x}{\beta_{xx}}, 0 \right)$$

**Unique
and
Stable**

CASE 3.

$$\begin{cases} \dot{x} = x(\alpha_x - \beta_{xx}x - \gamma_{xy}y) & \alpha_x > 0; \beta_{xx} > 0; \gamma_{xy} > 0 \\ \dot{y} = y(\alpha_y - \beta_{yx}x - \gamma_{yy}y) & \alpha_y > 0; \beta_{yx} > 0; \gamma_{yy} > 0 \end{cases}$$

$$\left(\left(\frac{\alpha_x}{\beta_{xx}} < \frac{\alpha_y}{\beta_{yx}} \right) \wedge \left(\frac{\alpha_x}{\gamma_{xy}} > \frac{\alpha_y}{\gamma_{yy}} \right) \right) \Rightarrow (x_e, y_e) = (x_e^0, y_e^0)$$



**Unique
and
Stable**

***CASE 3 and 4:* Interior equilibrium equations**

$$\begin{cases} \dot{x} = x(\alpha_x - \beta_{xx}x - \gamma_{xy}y) & \alpha_x > 0; \beta_{xx} > 0; \gamma_{xy} > 0 \\ \dot{y} = y(\alpha_y - \beta_{yx}x - \gamma_{yy}y) & \alpha_y > 0; \beta_{yx} > 0; \gamma_{yy} > 0 \end{cases}$$

$$\left(\left(\frac{\alpha_x}{\beta_{xx}} < \frac{\alpha_y}{\beta_{yx}} \right) \wedge \left(\frac{\alpha_x}{\gamma_{xy}} > \frac{\alpha_y}{\gamma_{yy}} \right) \right) \Rightarrow (x_e, y_e) = (x_e^0, y_e^0)$$

$$\begin{cases} \alpha_x - \beta_{xx}x - \gamma_{xy}y = 0 \\ \alpha_y - \beta_{yx}x - \gamma_{yy}y = 0 \end{cases}$$

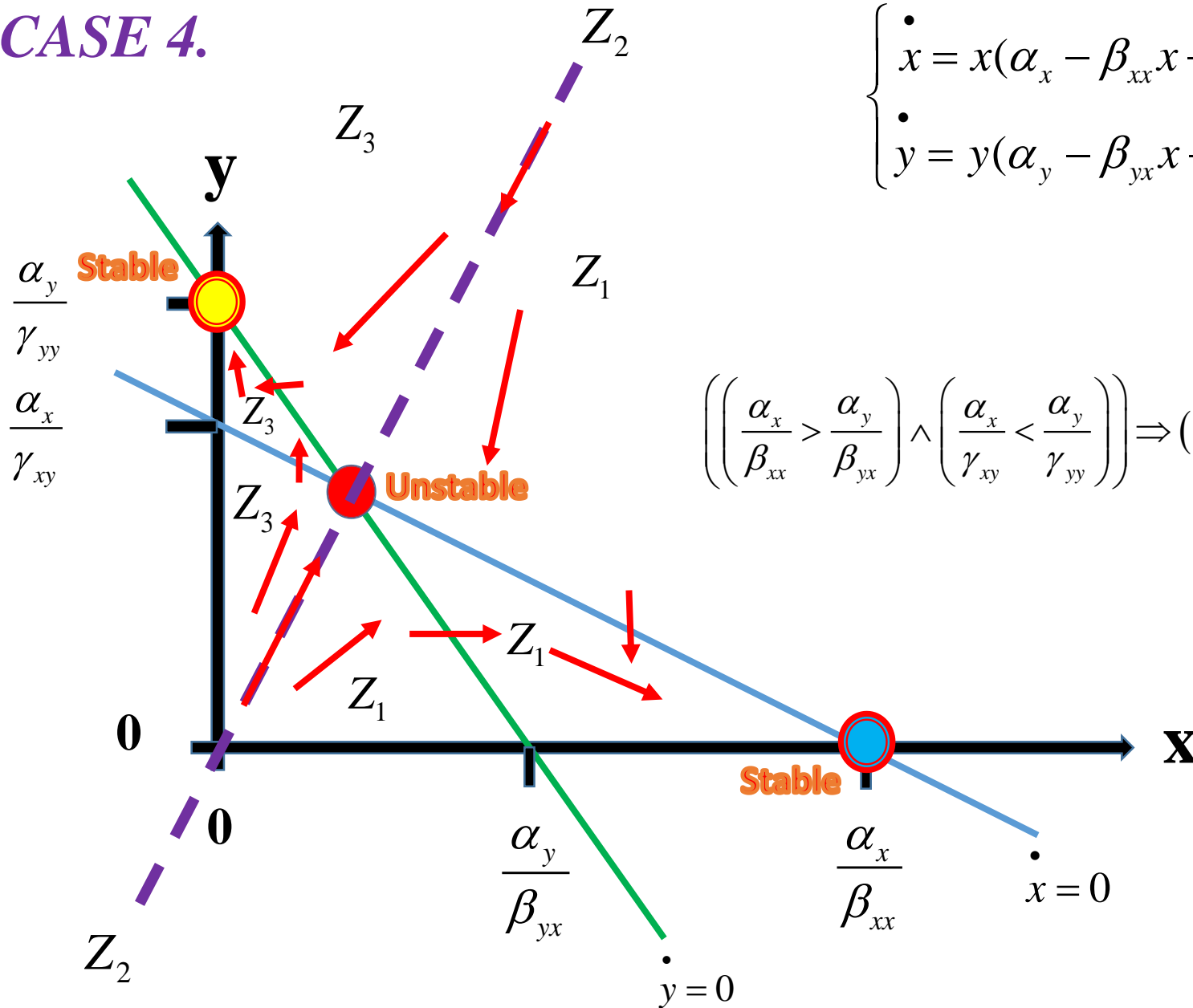
$$\begin{bmatrix} \beta_{xx} & \gamma_{xy} \\ \beta_{yx} & \gamma_{yy} \end{bmatrix} \begin{bmatrix} x_e^0 \\ y_e^0 \end{bmatrix} = \begin{bmatrix} \alpha_x \\ \alpha_y \end{bmatrix}$$

$$x_e^0 = \frac{\begin{vmatrix} \alpha_x & \gamma_{xy} \\ \alpha_y & \gamma_{yy} \end{vmatrix}}{\begin{vmatrix} \beta_{xx} & \gamma_{xy} \\ \beta_{yx} & \gamma_{yy} \end{vmatrix}} = \frac{\alpha_x \gamma_{yy} - \alpha_y \gamma_{xy}}{\beta_{xx} \gamma_{yy} - \beta_{yx} \gamma_{xy}}$$

$$y_e^0 = \frac{\begin{vmatrix} \beta_{xx} & \alpha_x \\ \beta_{yx} & \alpha_y \end{vmatrix}}{\begin{vmatrix} \beta_{xx} & \gamma_{xy} \\ \beta_{yx} & \gamma_{yy} \end{vmatrix}} = \frac{\beta_{xx} \alpha_y - \beta_{yx} \alpha_x}{\beta_{xx} \gamma_{yy} - \beta_{yx} \gamma_{xy}}$$

CASE 4.

$$\begin{cases} \dot{x} = x(\alpha_x - \beta_{xx}x - \gamma_{xy}y) & \alpha_x > 0; \beta_{xx} > 0; \gamma_{xy} > 0 \\ \dot{y} = y(\alpha_y - \beta_{yx}x - \gamma_{yy}y) & \alpha_y > 0; \beta_{yx} > 0; \gamma_{yy} > 0 \end{cases}$$



$$\left(\left(\frac{\alpha_x}{\beta_{xx}} > \frac{\alpha_y}{\beta_{yx}} \right) \wedge \left(\frac{\alpha_x}{\gamma_{xy}} < \frac{\alpha_y}{\gamma_{yy}} \right) \right) \Rightarrow (x_e, y_e) = \begin{cases} \left(\frac{\alpha_x}{\beta_{xx}}, 0 \right) & \text{for } (x(0), y(0)) \in Z_1 \\ (x_e^0, y_e^0) & \text{for } (x(0), y(0)) \in Z_2 \\ \left(0, \frac{\alpha_y}{\gamma_{yy}} \right) & \text{for } (x(0), y(0)) \in Z_3 \end{cases}$$

Observation:
 The equilibrium is a function of the initial conditions.

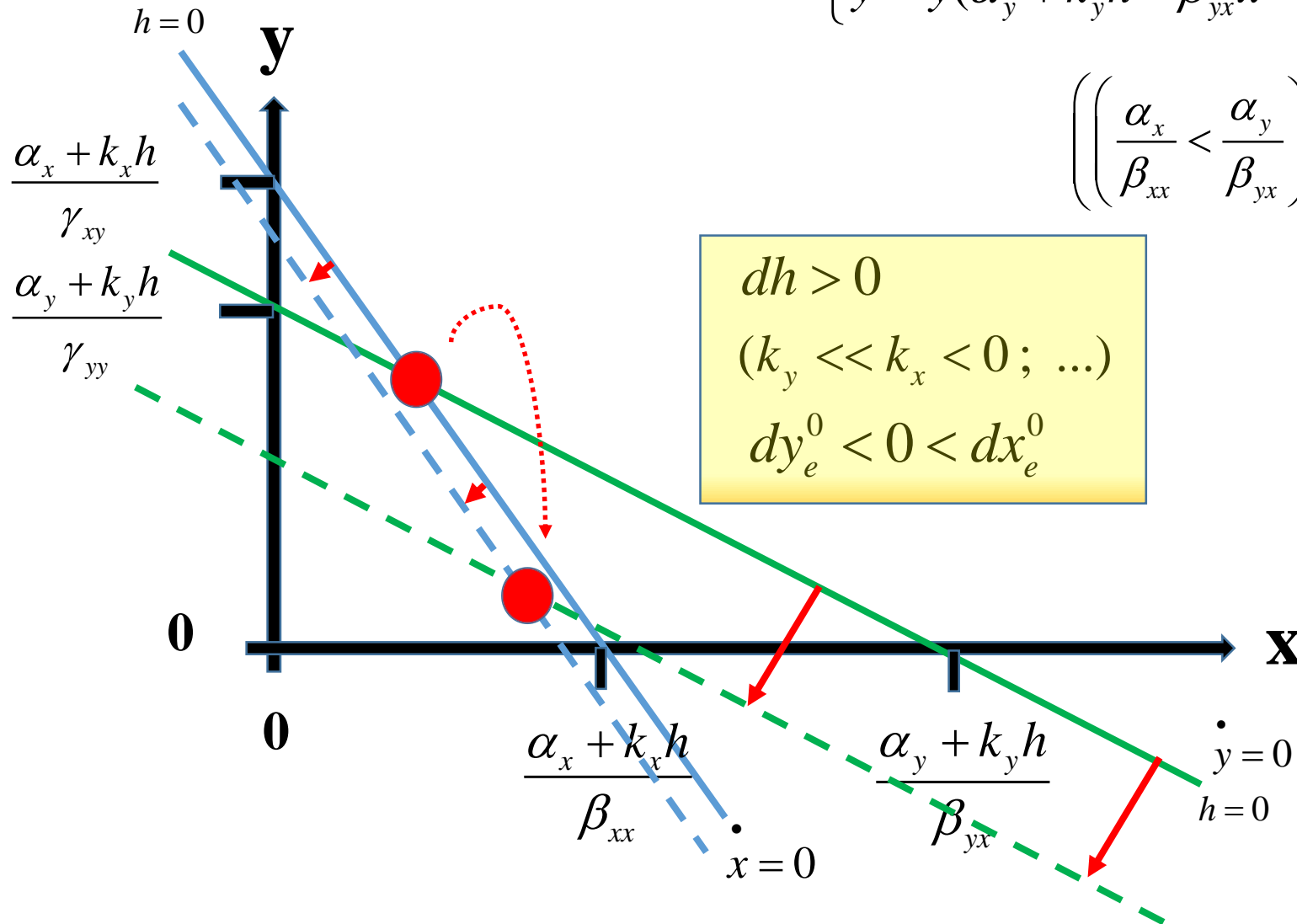
In the next picture, we find that the population size of one species may increase if a parameter, h , increases, *even if the growth of the species is negatively affected by the change of that parameter.*

CASE 3b.

$$\begin{cases} \dot{x} = x(\alpha_x + k_x h - \beta_{xx} x - \gamma_{xy} y) & \alpha_x > 0; \beta_{xx} > 0; \gamma_{xy} > 0 \\ \dot{y} = y(\alpha_y + k_y h - \beta_{yx} x - \gamma_{yy} y) & \alpha_y > 0; \beta_{yx} > 0; \gamma_{yy} > 0 \end{cases}$$

$$\left(\left(\frac{\alpha_x}{\beta_{xx}} < \frac{\alpha_y}{\beta_{yx}} \right) \wedge \left(\frac{\alpha_x}{\gamma_{xy}} > \frac{\alpha_y}{\gamma_{yy}} \right) \right) \Rightarrow (x_e, y_e) = (x_e^0, y_e^0)$$

Unique and Stable



Observation:
Some species are more sensitive to changes in h than others. The growth function of x is negatively affected by h but the equilibrium value of x still increases if h increases.

OBSERVATIONS:

- In three of the four cases (above), the forests with two competing tree species develop into forests with only one tree species.
- In case we are interested to keep several tree species in the forest, this can be obtained if we sequentially make species selective thinnings.

CONCLUSION:

With active forestry, with sequential thinnings, biodiversity may be higher than without harvesting.

If we have several tree species in the forest stand, we may sequentially adapt the species selective harvest decisions to unpredictable changes in prices, environmental changes, species specific damages etc.

As a result, the expected economic result is improved in relation to if we only have one tree species in the forest.

We can also avoid natural disasters where all trees die.

[7] Lohmander, P., **The multi species forest stand, stochastic prices and adaptive selective thinning**, SYSTEMS ANALYSIS - MODELLING - SIMULATION, Vol. 9, 229-250, 1992

http://www.Lohmander.com/PL_SAMS_9_1992.pdf

[8] Lohmander, P., **Economic two stage multi period species management in a stochastic environment: The value of selective thinning options and stochastic growth parameters**, SYSTEMS ANALYSIS - MODELLING - SIMULATION, Vol. 11, 287-302, 1993

http://www.Lohmander.com/PL_SAMS_11_1993.pdf

[9] Lohmander, P., **Optimal sequential forestry decisions under risk**, ANNALS OF OPERATIONS RESEARCH, Vol. 95, pp. 217-228, 2000

http://www.Lohmander.com/PL_AOR_95_2000.pdf

[10] Lohmander, P., **Adaptive Optimization of Forest Management in a Stochastic World**, in Weintraub A. et al (Editors), Handbook of Operations Research in Natural Resources, Springer, Springer Science, International Series in Operations Research and Management Science, New York, USA, pp 525-544, 2007

http://www.amazon.ca/gp/reader/0387718141/ref=sib_dp_pt/701-0734992-1741115#reader-link

http://www.Lohmander.com/PL_Handbook2007.pdf

[15] Lu, F., Lohmander, P., **Optimal Decisions for Mixed Forests under Risk**, Scientia Silvae Sinicae, Vol. 45, No. 11, Nov. 2009

http://www.Lohmander.com/Lu_Lohmander_2009.pdf

New growth functions for individual trees of different species in the Iranian Caspian forests exist.

With these functions, it is possible to develop optimal adaptive forest management decision models of relevance to multi species forestry in Iran. Such forest management can be designed to constantly keep some number of species growing (high biodiversity) and to avoid clearcuts.

[24] Hatami, N., Lohmander, P., Moayeri, M.H., Mohammadi Limaiei, S., **A basal area increment model for individual trees in mixed species continuous cover stands in Iranian Caspian forests**, National Conference on the Caspian Forests of Iran, "Past, Current, Future", University of Guilan, Rasht, Iran, April 26-27, 2017

http://www.Lohmander.com/PPT_GUILAN_JOINT_2017.ppt

http://www.Lohmander.com/PPT_GUILAN_JOINT_2017.pdf

http://www.Lohmander.com/Paper_Guilan_joint_170321.pdf

http://www.Lohmander.com/Paper_Guilan_joint_170321.docx

<http://conf.isc.gov.ir/foresth>

The new growth functions are based on the new principles developed here:

[23] Lohmander, P., **A general dynamic function for the basal area of individual trees derived from a production theoretically motivated autonomous differential equation**, National Conference on the Caspian Forests of Iran, "Past, Current, Future", University of Guilan, Rasht, Iran, April 26-27, 2017

http://www.Lohmander.com/PPT_GUILAN_PL_DIFF_2017.pptx

http://www.Lohmander.com/PPT_GUILAN_PL_DIFF_2017.pdf

http://www.Lohmander.com/Paper_Guilan_Dynamic_170215.pdf

http://www.Lohmander.com/Paper_Guilan_Dynamic_170215.docx

<http://conf.isc.gov.ir/forestnorth>

A new approach to optimization of adaptive harvest control functions has recently been described:

[22] Lohmander, P., **Optimal stochastic control of spatially distributed interdependent production units**, International Conference on Mathematics and Decision Science, International Center of Optimization and Decision Making & Guangzhou University, Guangzhou, China, September 12-15, 2016

http://www.Lohmander.com/PL_BEST_PAPER_AWARD_MATH_2016.jpg

http://www.Lohmander.com/PL_ICODM_2016_CCF.pptx

http://www.Lohmander.com/PL_ICODM_2016_CCF.pdf

http://www.Lohmander.com/PL_ICODM_2016_CCF_PAPER.pdf

http://www.Lohmander.com/PL_ICODM_2016_CCF_PAPER.docx

<http://icodm2020.com/en/>

[29] Lohmander, P., **Optimal Stochastic Dynamic Control of Spatially Distributed Interdependent Production Units**. In: Cao BY. (ed) Fuzzy Information and Engineering and Decision. IWDS 2016. Advances in Intelligent Systems and Computing, vol 646. Springer, Cham, 2018

Print ISBN 978-3-319-66513-9, Online ISBN 978-3-319-66514-6, eBook Package: Engineering,

LOSDCSDI, https://doi.org/10.1007/978-3-319-66514-6_13

This approach to adaptive forest management optimization (and growth function modeling and estimation) has also been used in Sweden:

[27] Lohmander, P., Olsson, J.O., Fagerberg, N., Bergh, J., Adamopoulos, S., **High resolution adaptive optimization of continuous cover spruce forest management in southern Sweden**, SSAFR 2017, Symposium on Systems Analysis in Forest Resources, Clearwater Resort, Suquamish, Washington, (near Seattle), August 27-30, 2017

http://www.Lohmander.com/SSAFR_2017_Lohmander_et_al.pptx

http://www.Lohmander.com/SSAFR_2017_Lohmander_et_al.pdf

http://www.Lohmander.com/SSAFR_2017_Lohmander_Soft.txt

[SSAFR 2017](#)

ON GLOBAL WARMING:

How should we manage the forest if we are interested to avoid global warming?

How should the forests be managed if we want to avoid global warming? This study shows that the most efficient way to use the forest in several regions of the world with low degree of forest harvesting, is to increase harvesting.

Forest resources can replace some fossil fuels such as coal and oil in the production of energy, in particular in combined heat and power stations.

Before some of the forest resources, such as timber and pulpwood, are used for energy production, they can be used for wood and paper products. When these products are wasted, the waste wood and waste paper can also be used in energy production.

This way, since we use less fossil fuels such as coal and oil and keep that below ground, the carbon of these fuels will not reach the atmosphere.

It may seem to be a good idea to stop harvesting the forest and to increase the standing volume in the forest in order to store more carbon there.

Then, however, we forget that if we increase harvesting, we can store more carbon below ground, in the coal and oil reserves.

Furthermore, forests, where the harvest level is lower than the growth, will sooner or later reach a state of dynamic equilibrium, where the standing volume does not increase anymore.

This happens even if the harvest level reaches zero.

Trees grow old and tall. Then they die because of windthrows, insect damages and forest fires.

In the long run, the carbon found in the old trees comes back to the atmosphere.

Such forests, in dynamic equilibrium, do not contribute to solving the global warming problem any more.

Very large forest areas in our world have these properties.

This fundamental principle may seem simple and obvious.

However, in the debate and literature on global warming, many reports and articles suggest that we should increase the standing volume in the forests, since the trees contain carbon.

The ideal is often considered to be to stop harvesting completely.

The alternative to harvest trees and to store more carbon below ground, as coal and oil, is completely ignored.

The authors of these articles can often not show any analytical models and derivations that support the conclusions.

In other cases, models and derivations with completely unrealistic and irrelevant assumptions concerning model structure and parameter assumptions are reported.

The largest forest in the world is found in Russian Federation.

There, large forest areas have a very low degree of industrial utilization. Furthermore, the total harvest level in Russian Federation is very low in relation to the volume of standing timber.

In neighbour countries, such as Sweden, Finland and Norway, with similar natural conditions, the harvest level, in relation to the standing volume, is many times higher.

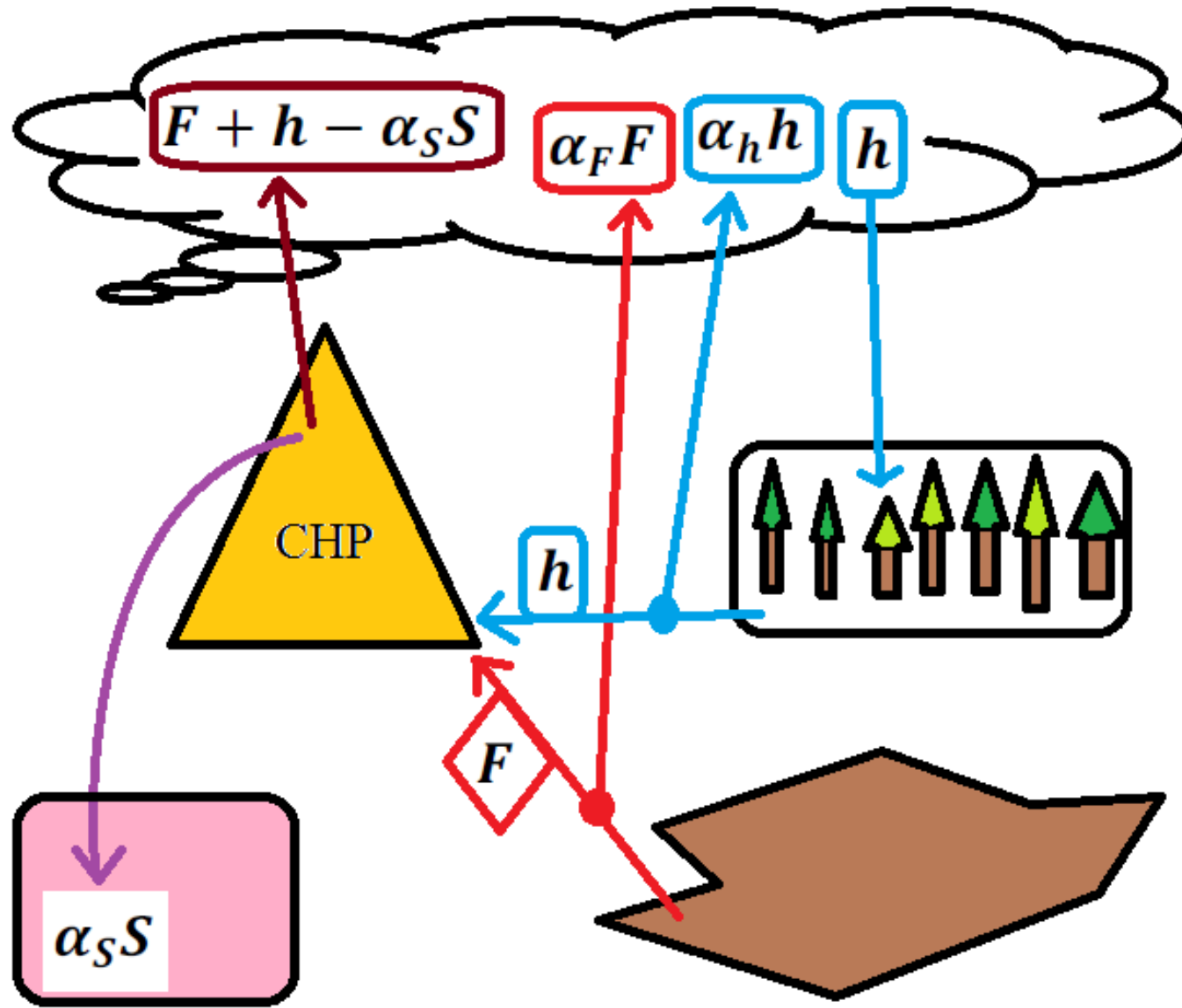
Still, even in these neighbour countries, the standing volume in the forest is increasing over time.

This situation is clearly documented by FAO.

Of course, it is valuable to several wildlife species to keep large, more or less natural, forests and reserves.

The areas of natural forests are however very large.

Furthermore, with optimized continuous cover forestry methods, it is possible to combine strongly increased and profitable harvesting with environmental considerations.



The Lohmander Energy, Forest, Fossil Fuels, CCS and Climate System Optimization Model

Max Z =

**Objective
function**

$$-k_{\pi} \left(C_F(F) + C_h(h) + C_S(S) \right)$$

**Costs of
operations**

$$-k_G \left((1 + \alpha_F)F + \alpha_h h - \alpha_S S \right)$$

**Costs of CO2 in
atmosphere**

s.t.

$$F + h \geq M$$

**Energy input
constraint**

General function derivations and many general proofs are found here:

[19] Lohmander, P., **With expanded bioenergy based on forest resources, we may simultaneously and sustainably reduce global warming, improve economic results, international relations and environmental conditions**, BIT'S 4th Annual World Congress of Bioenergy-2014, Qingdao International Convention Center, China

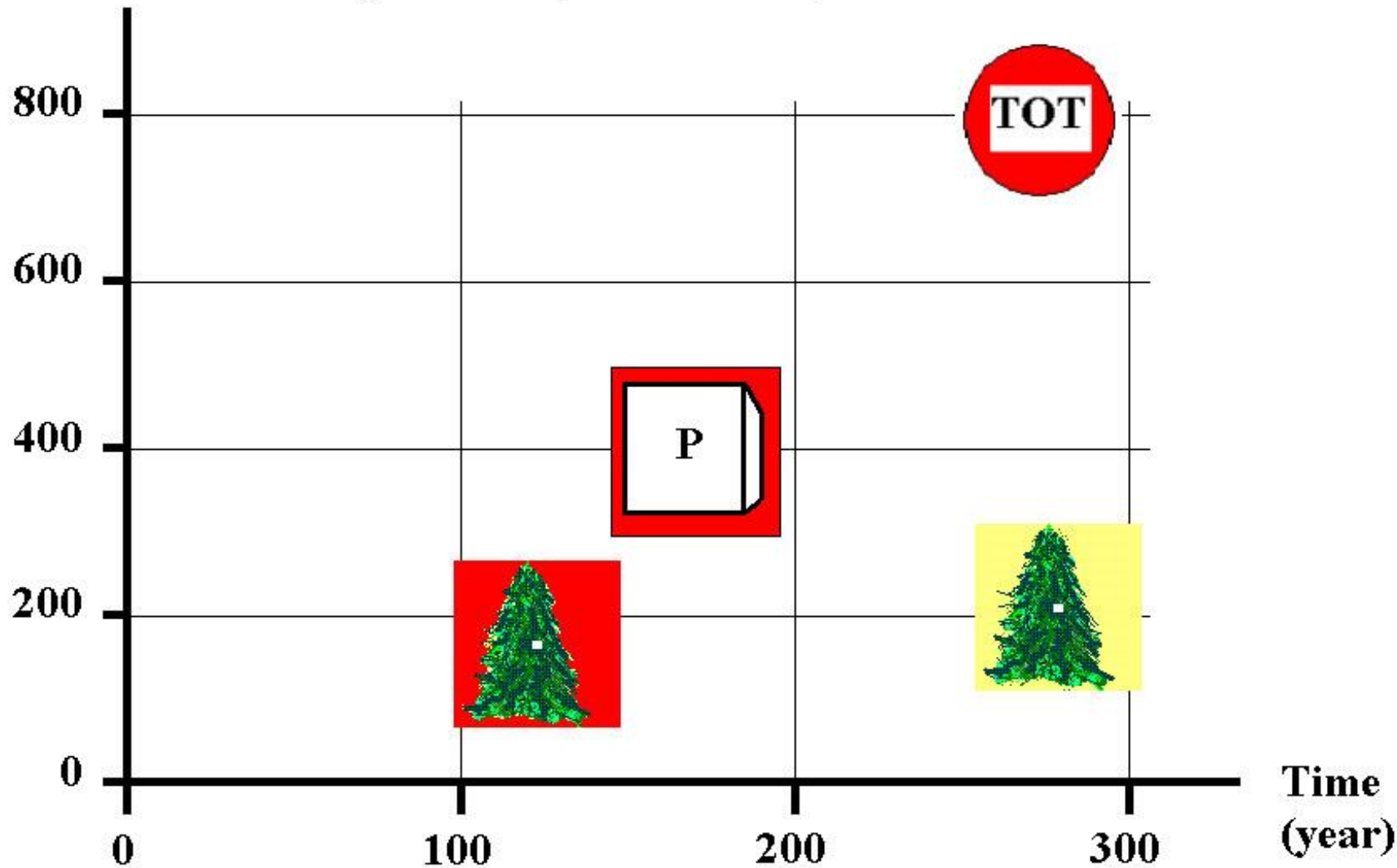
<http://www.Lohmander.com/PLWCBE2014A.pptx>

<http://www.Lohmander.com/PLWCBE2014A.pdf>

http://www.Lohmander.com/WCBE2014_Expansion.pdf

<http://www.bitcongress.com/wcbe2014/>

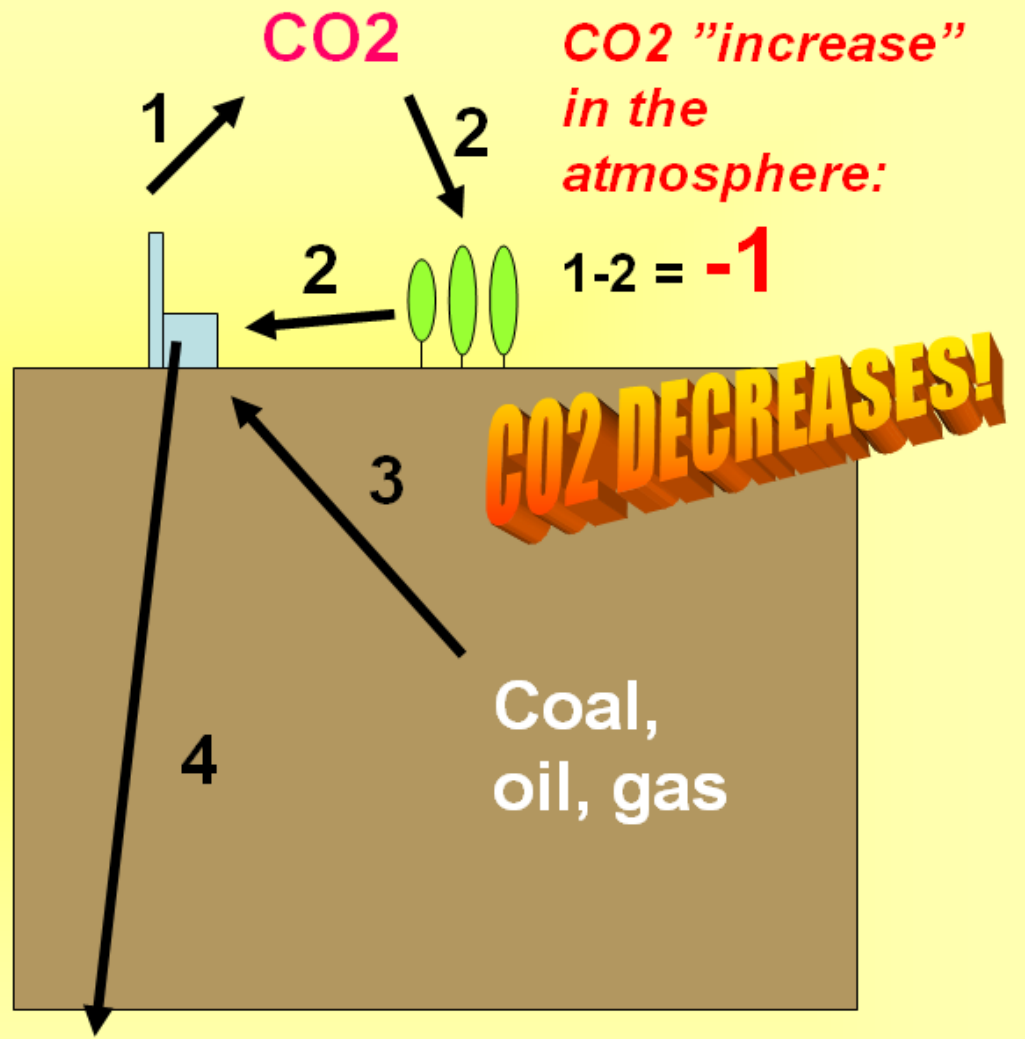
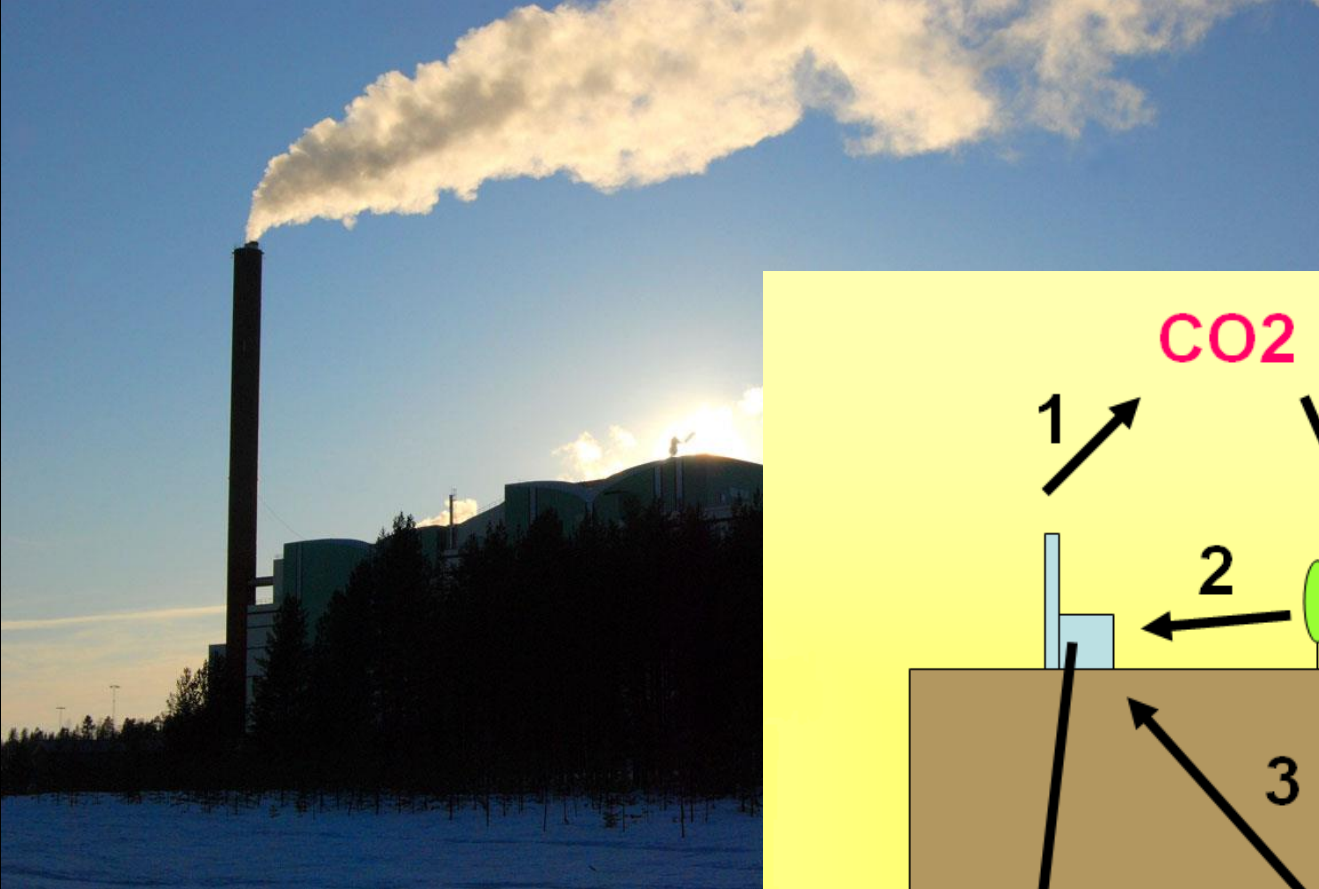
Stored Volume Equivalent (m³sk/hectare)



Peter Lohmander 2008

A vertical sidebar on the right side of the slide. It contains a red bar chart icon at the top, a portrait of Peter Lohmander in the middle, and three colored circles (red, yellow, green) at the bottom.

[14] Lohmander, P., Software for illustration of the CO₂ and forest management issue in combination with CCS technology, 2008, <http://www.lohmander.com/co2ill2/co2ill2.htm>



Permanent storage of CO₂

General optimization problem analyzed by Peter Lohmander before and during the Gorgan workshop in November 2017

$$\pi(V_1, t; \cdot) = \pi_A(V_1, t; \cdot) + \pi_B(V_1, t; \cdot) \quad , \quad V_1 > 0, t > \varepsilon > 0, \varepsilon \approx 0$$

Present value of forest production

Present value of totally stored carbon

$$\max_{V_1, t} \pi(V_1, t; \cdot) = P_{A_0} (V_0 - V_1) - c + \frac{P_{A_1} (V_2(V_1, t) - V_1) - c}{e^{rt} - 1} + P_{B_1} V_0 \int_0^\infty e^{-r_2 s} ds + \frac{(V_2(V_1, t) - V_1)}{t} \int_0^\infty e^{-r_2 s} (P_{B_1} s + P_{B_2}) ds$$

[13] Lohmander, P., **Guidelines for Economically Rational and Coordinated Dynamic Development of the Forest and Bio Energy Sectors with CO2 constraints**, Proceedings from the 16th European Biomass Conference and Exhibition, Valencia, Spain, 02-06 June, 2008 (In the version in the link, below, an earlier misprint has been corrected.) <http://www.Lohmander.com/Valencia2008.pdf>

[14] Lohmander, P., **Software for illustration of the CO2 and forest management issue in combination with CCS technology**, 2008, <http://www.lohmander.com/co2ill2/co2ill2.htm>

[19] Lohmander, P., **With expanded bioenergy based on forest resources, we may simultaneously and sustainably reduce global warming, improve economic results, international relations and environmental conditions**, BIT'S 4th Annual World Congress of Bioenergy-2014, Qingdao International Convention Center, China

<http://www.Lohmander.com/PLWCBE2014A.pptx>

<http://www.Lohmander.com/PLWCBE2014A.pdf>

http://www.Lohmander.com/WCBE2014_Expansion.pdf

<http://www.bitcongress.com/wcbe2014/>

Conclusion:

It is possible to simultaneously and sustainably obtain higher total profitability, with consideration of the environment, and to more efficiently fight global warming.

ON ECONOMIC RESULTS:

How should we manage the forest if we are interested in production economic results, the value of recreation, tourism and the environment?

ON OPTIMAL TOURISM AND RECREATION IN ENVIRONMENTALLY AND RECREATIONALLY VALUABLE FORESTS

Source:

[16] Lohmander, P., Zazykina, L., **Rational and sustainable utilization of forest resources with consideration of recreation and tourism, bioenergy, the global warming problem, paper pulp and timber production: A mathematical approach**, Proceedings of the II international workshop on Ecological tourism, Trends and perspectives on development in the global world, Saint Petersburg Forest Technical Academy, April 15-16, 2010

http://www.Lohmander.com/SPb201004/Lohmander_Zazykina_SPbFTA_2010.pdf

http://www.Lohmander.com/SPb201004/Lohmander_Zazykina_SPbFTA_2010.doc

http://www.Lohmander.com/SPb201004/PPT_Lohmander_Zazykina_SPbFTA_2010.ppt

http://www.Lohmander.com/SPb201004/PPT_Lohmander_Zazykina_SPbFTA_2010.pdf

Proof that wild tourism is not economically optimal

$$U = u_1(n_1)n_1 + u_2(n_2)n_2$$

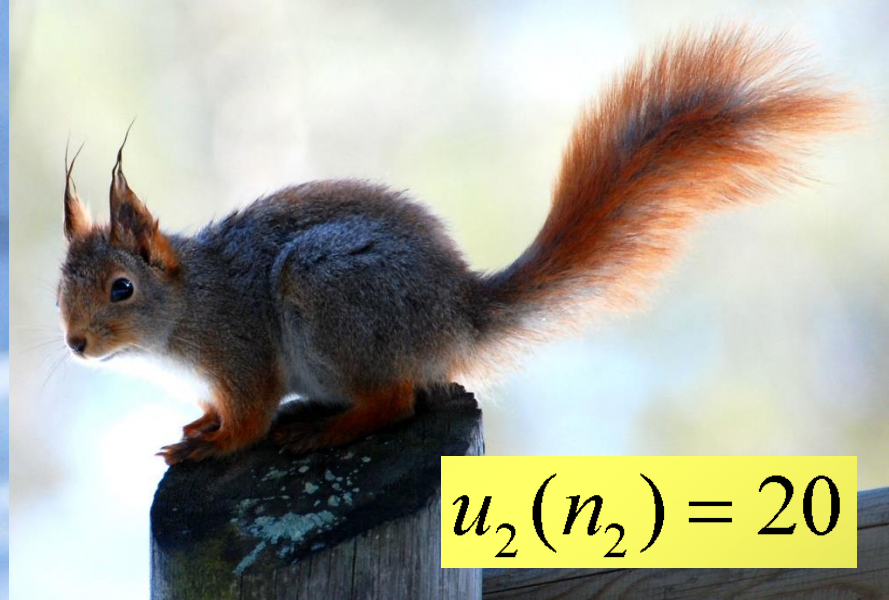
$$n_1 + n_2 = 20$$

$$u_1(n_1) = 200 - 20n_1$$

$$u_2(n_2) = 20$$



$$u_1(n_1) = 200 - 20n_1$$



$$u_2(n_2) = 20$$

The case of free access (“Wild tourism”)

With free access to both areas, every individual will independently select destination.

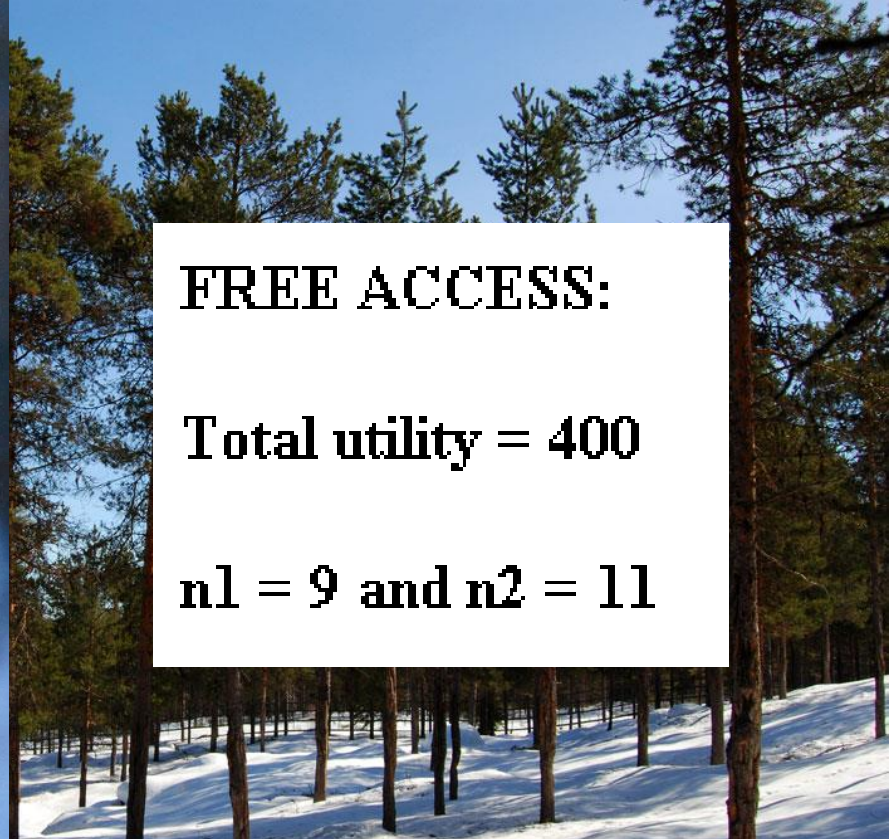
If $u_1(n_1) > u_2(n_2)$, n_1 increases and n_2 decreases until $u_1(n_1) = u_2(n_2)$.

If $u_1(n_1) < u_2(n_2)$, n_1 decreases and n_2 increases until $u_1(n_1) = u_2(n_2)$.

In spatial equilibrium,
 $u_1(n_1) = u_2(n_2) = 20$ and
 $U = 20 * 20 = 400$

In spatial equilibrium,

$$[200 - 20n_1 = 20] \Rightarrow (n_1 = 9) \Rightarrow (n_2 = 11)$$



FREE ACCESS:

Total utility = 400

$n_1 = 9$ and $n_2 = 11$



The case of optimally controlled tourism

$$\max_{n_1} U = u_1(n_1)n_1 + u_2(n_2(n_1))n_2(n_1)$$

$$\max_{n_1} U = (200 - 20n_1)n_1 + 20(20 - n_1)$$

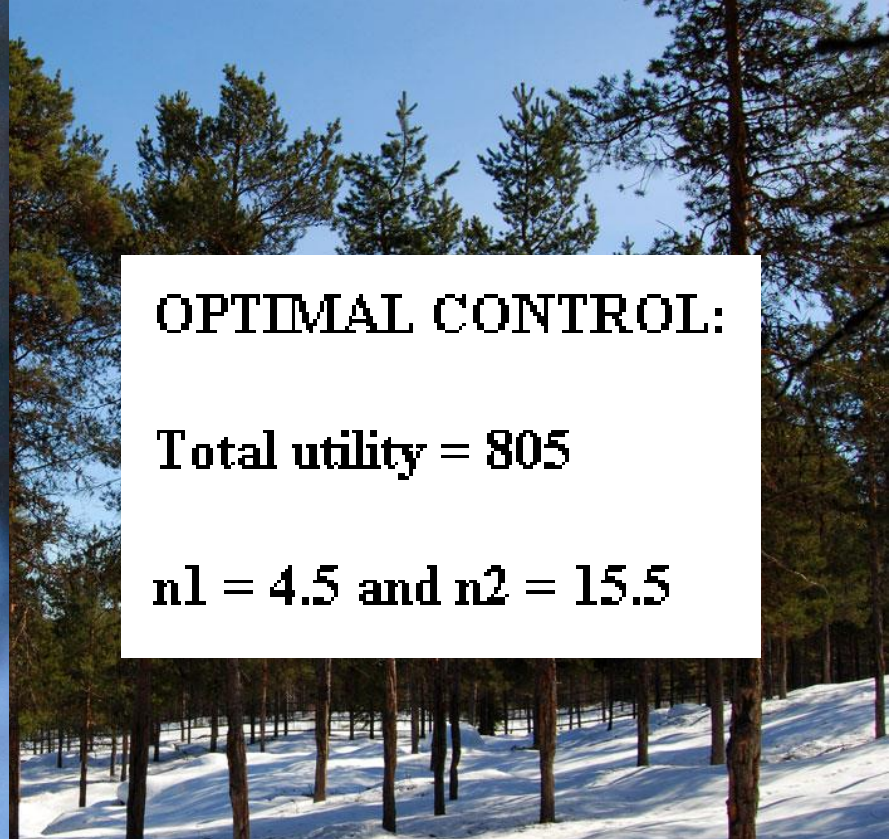
$$\max_{n_1} U = 400 + 180n_1 - 20n_1^2$$

$$\left(\frac{dU}{dn_1} = 180 - 40n_1 = 0 \right) \Rightarrow n_1 = 4.5$$

$$\frac{d^2U}{dn_1^2} = -40 < 0$$

Hence, the derived optimum will be a unique maximum.

$$U^* = \max_{n_1} U = 400 + 180n_1 - 20n_1^2 = 805$$



OPTIMAL CONTROL:

Total utility = 805

$n_1 = 4.5$ and $n_2 = 15.5$



Conclusions:

It is important to utilize the environmentally and recreationally valuable forest areas in the best possible way.

In order to utilize these areas in the optimal way, it is necessary to optimize and control the number of visitors to the sensitive areas.

Free access may seem to be the best alternative. Then, however, it has been proved that the total value of recreation and tourism is lower than if the optimal number of visitors is determined and applied. Free access leads to environmental degradation and reduced total utility.

Conclusions concerning economics and values

- With adaptive optimization of forest management, it is possible to obtain the very best production economic result. A typical objective function is the expected present value. Many other types of objective functions can however also be used. Optimal forest management normally means that you should periodically harvest the largest trees, also taking the stochastic price variations and other stochastic events into account. Of course, the objective function may also include the value of tourism, recreation etc..
- In case the forest is not managed at all, the result can not be better than the optimal result obtained with optimized management.

Summary:

Economic results normally decrease if management stops completely. There may be severe and costly damages and CO2 emissions by wild forest fires, windthrows and so on. Employment in the forest sector is reduced.

Workshop References

The following literature and presentations will be used as background to the workshop sessions. In the schedule, the references of relevance to each session are printed.

[1] Lohmander, P., **Continuous extraction under risk**, IIASA, International Institute for Applied Systems Analysis, Systems and Decisions Sciences, WP-86-16, March 1986
<http://www.iiasa.ac.at/Admin/PUB/Documents/WP-86-016.pdf>
<http://www.lohmander.com/WP-86-016.pdf>

[2] Lohmander, P., **Pulse extraction under risk and a numerical forestry application**, IIASA, International Institute for Applied Systems Analysis, Systems and Decisions Sciences, WP-87-49, June 1987
<http://www.iiasa.ac.at/Admin/PUB/Documents/WP-87-049.pdf>
<http://www.lohmander.com/WP-87-049.pdf>

[3] Lohmander, P., **Continuous extraction under risk**, SYSTEMS ANALYSIS - MODELLING - SIMULATION, Vol. 5, No. 2, 131-151, 1988
http://www.Lohmander.com/PL_SAMS_5_2_1988.pdf

[4] Lohmander, P., **Pulse extraction under risk and a numerical forestry application**, SYSTEMS ANALYSIS - MODELLING - SIMULATION, Vol. 5, No. 4, 339-354, 1988
http://www.Lohmander.com/PL_SAMS_5_4_1988.pdf

[5] Lohmander, P., **Continuous harvesting with a nonlinear stock dependent growth function and stochastic prices: Optimization of the adaptive stock control function via a stochastic quasi-gradient method**, Swedish University of Agricultural Sciences, Dept. of Forest Economics, No. 144, 1992

http://www.Lohmander.com/Lohmander_R144_1992.pdf

[6] Lohmander, P., **Continuous harvesting with a nonlinear stock dependent growth function and stochastic prices: Optimization of the adaptive stock control function via a stochastic quasi-gradient method**, in: Hagner, M. (editor), *Silvicultural Alternatives*, Proceedings from an internordic workshop, June 22-25, 1992, Swedish University of Agricultural Sciences, Dept. of Silviculture, No. 35, 198-214, 1992

http://www.Lohmander.com/Lohmander_SilvAlt_1992.pdf

[7] Lohmander, P., **The multi species forest stand, stochastic prices and adaptive selective thinning**, SYSTEMS ANALYSIS - MODELLING - SIMULATION, Vol. 9, 229-250, 1992

http://www.Lohmander.com/PL_SAMS_9_1992.pdf

[8] Lohmander, P., **Economic two stage multi period species management in a stochastic environment: The value of selective thinning options and stochastic growth parameters**, SYSTEMS ANALYSIS - MODELLING - SIMULATION, Vol. 11, 287-302, 1993

http://www.Lohmander.com/PL_SAMS_11_1993.pdf

[9] Lohmander, P., **Optimal sequential forestry decisions under risk**, ANNALS OF OPERATIONS RESEARCH, Vol. 95, pp. 217-228, 2000

http://www.Lohmander.com/PL_AOR_95_2000.pdf

[10] Lohmander, P., **Adaptive Optimization of Forest Management in a Stochastic World**, in Weintraub A. et al (Editors), Handbook of Operations Research in Natural Resources, Springer, Springer Science, International Series in Operations Research and Management Science, New York, USA, pp 525-544, 2007

http://www.amazon.ca/gp/reader/0387718141/ref=sib_dp_pt/701-0734992-1741115#reader-link

http://www.Lohmander.com/PL_Handbook2007.pdf

[11] Mohammadi, L.S., Lohmander, P., **Stumpage Prices in the Iranian Caspian Forests**, Asian Journal of Plant Sciences, 6 (7): 1027-1036, 2007, ISSN 1682-3974, 2007 Asian Network for Scientific

Information, <http://ansijournals.com/ajps/2007/1027-1036.pdf>

<http://www.Lohmander.com/MoLo2007.pdf>

[12] Lohmander, P., Mohammadi, S., **Optimal Continuous Cover Forest Management in an Uneven-Aged Forest in the North of Iran**, Journal of Applied Sciences 8(11), 2008 <http://ansijournals.com/jas/2008/1995-2007.pdf>

<http://www.Lohmander.com/LoMoOCC.pdf>

- [13] Lohmander, P., **Guidelines for Economically Rational and Coordinated Dynamic Development of the Forest and Bio Energy Sectors with CO2 constraints**, Proceedings from the 16th European Biomass Conference and Exhibition, Valencia, Spain, 02-06 June, 2008 (In the version in the link, below, an earlier misprint has been corrected.) <http://www.Lohmander.com/Valencia2008.pdf>
- [14] Lohmander, P., **Software for illustration of the CO2 and forest management issue in combination with CCS technology**, 2008, <http://www.lohmander.com/co2ill2/co2ill2.htm>
- [15] Lu, F., Lohmander, P., **Optimal Decisions for Mixed Forests under Risk**, Scientia Silvae Sinicae, Vol. 45, No. 11, Nov. 2009
http://www.Lohmander.com/Lu_Lohmander_2009.pdf
- [16] Lohmander, P., Zazykina, L., **Rational and sustainable utilization of forest resources with consideration of recreation and tourism, bioenergy, the global warming problem, paper pulp and timber production: A mathematical approach**, Proceedings of the II international workshop on Ecological tourism, Trends and perspectives on development in the global world, Saint Petersburg Forest Technical Academy, April 15-16, 2010
http://www.Lohmander.com/SPb201004/Lohmander_Zazykina_SPbFTA_2010.pdf
http://www.Lohmander.com/SPb201004/Lohmander_Zazykina_SPbFTA_2010.doc
http://www.Lohmander.com/SPb201004/PPT_Lohmander_Zazykina_SPbFTA_2010.ppt
http://www.Lohmander.com/SPb201004/PPT_Lohmander_Zazykina_SPbFTA_2010.pdf

[17] Lohmander, P., Zazykina, L., **Methodology for optimization of continuous cover forestry with consideration of recreation and the forest and energy industries**, Report and Abstract, Forests of Eurasia, Publishing House of Moscow State Forest University, September 19 - 25, 2010

http://www.lohmander.com/Moscow10/Moscow10_PL_LZ.pdf

http://www.lohmander.com/Moscow10/Moscow10_PL_LZ.doc

http://www.lohmander.com/Moscow_PL_2010.pdf

http://www.lohmander.com/Moscow_2010/Lohmander_Zazykina_Moscow_2010.ppt

http://www.lohmander.com/Moscow_2010/Programma-LE_10_01.doc

[18] Lohmander, P., Zazykina, L., **Dynamic economical optimization of sustainable forest harvesting in Russia with consideration of energy, other forest products and recreation**, SSAFR-2011, 14th Symposium for Systems Analysis in Forestry, Abstracts, Maitencillo, Chile, March 8-11, 2011,

http://www.lohmander.com/Chile_2011/Chile_2011_Dynamic_Lohmander.ppt

[19] Lohmander, P., **With expanded bioenergy based on forest resources, we may simultaneously and sustainably reduce global warming, improve economic results, international relations and environmental conditions**, BIT'S 4th Annual World Congress of Bioenergy-2014, Qingdao International Convention Center, China

<http://www.Lohmander.com/PLWCBE2014A.pptx>

<http://www.Lohmander.com/PLWCBE2014A.pdf>

http://www.Lohmander.com/WCBE2014_Expansion.pdf

<http://www.bitcongress.com/wcbe2014/>

[20] Mohammadi Limaei, S., Lohmander, P., Olsson, L., **Sub models for optimal continuous cover multi species forestry in Iran**, The 8th International Conference of Iranian Operations Research Society, Department of Mathematics, Ferdowsi University of Mashhad, Mashhad, Iran, 21-22 May 2015

(The latest version of this manuscript has been accepted for publication in Journal of Forest Science (CAAS)).

http://www.Lohmander.com/SML_PL_LO_IRAN_ABS_2015.pdf

http://www.Lohmander.com/PL_IRAN_B_2015.pdf

http://www.Lohmander.com/PL_IRAN_B_2015.pptx

http://www.Lohmander.com/PL_OR8_Abs_15.pdf

<http://www.or8.um.ac.ir>

[21] Lohmander, P., **Applications and mathematical modeling in operations research, KEYNOTE**, International Conference on Mathematics and Decision Science, International Center of Optimization and Decision Making & Guangzhou University, Guangzhou, China, September 12-15, 2016

http://www.Lohmander.com/PL_KEYNOTE_MATH_2016.jpg

http://www.Lohmander.com/PL_ICODM_2016_KEY.pptx

http://www.Lohmander.com/PL_ICODM_2016_KEY.pdf

http://www.Lohmander.com/PL_ICODM_2016_KEY_PAPER.pdf

http://www.Lohmander.com/PL_ICODM_2016_KEY_PAPER.docx

<http://icodm2020.com/en/>

[22] Lohmander, P., **Optimal stochastic control of spatially distributed interdependent production units**, International Conference on Mathematics and Decision Science, International Center of Optimization and Decision Making & Guangzhou University, Guangzhou, China, September 12-15, 2016

http://www.Lohmander.com/PL_BEST_PAPER_AWARD_MATH_2016.jpg

http://www.Lohmander.com/PL_ICODM_2016_CCF.pptx

http://www.Lohmander.com/PL_ICODM_2016_CCF.pdf

http://www.Lohmander.com/PL_ICODM_2016_CCF_PAPER.pdf

http://www.Lohmander.com/PL_ICODM_2016_CCF_PAPER.docx

<http://icodm2020.com/en/>

[23] Lohmander, P., **A general dynamic function for the basal area of individual trees derived from a production theoretically motivated autonomous differential equation**, National Conference on the Caspian Forests of Iran, "Past, Current, Future", University of Guilan, Rasht, Iran, April 26-27, 2017

http://www.Lohmander.com/PPT_GUILAN_PL_DIFF_2017.pptx

http://www.Lohmander.com/PPT_GUILAN_PL_DIFF_2017.pdf

http://www.Lohmander.com/Paper_Guilan_Dynamic_170215.pdf

http://www.Lohmander.com/Paper_Guilan_Dynamic_170215.docx

<http://conf.isc.gov.ir/forestnorth>

[24] Hatami, N., Lohmander, P., Moayeri, M.H., Mohammadi Limaiei, S., **A basal area increment model for individual trees in mixed species continuous cover stands in Iranian Caspian forests**, National Conference on the Caspian Forests of Iran, "Past, Current, Future", University of Guilan, Rasht, Iran, April 26-27, 2017

http://www.Lohmander.com/PPT_GUILAN_JOINT_2017.ppt

http://www.Lohmander.com/PPT_GUILAN_JOINT_2017.pdf

http://www.Lohmander.com/Paper_Guilan_joint_170321.pdf

http://www.Lohmander.com/Paper_Guilan_joint_170321.docx

<http://conf.isc.gov.ir/forestnorth>

[25] Lohmander, P., **Optimal stochastic control in continuous time with Wiener processes: - General results and applications to optimal wildlife management, KEYNOTE**, The 10th International Conference of Iranian Operations Research Society, Balbosar, Iran, May 3-5, 2017

http://www.Lohmander.com/PPT_OR10_PL_KEYNOTE_2017.pptx

http://www.Lohmander.com/PPT_OR10_PL_KEYNOTE_2017.pdf

http://www.Lohmander.com/Paper_OR10_KEYNOTE_170127.pdf

http://www.Lohmander.com/Paper_OR10_KEYNOTE_170127.docx

<http://www.icordm.ir/en/index.php>

[26] Lohmander, P., **ICMDS 2016 Conference report**, Fuzzy Information and Engineering, Elsevier, Vol. 9, Issue 2, June 2017

<https://authors.elsevier.com/sd/article/S1616865817301486>

[27] Lohmander, P., Olsson, J.O., Fagerberg, N., Bergh, J., Adamopoulos, S., **High resolution adaptive optimization of continuous cover spruce forest management in southern Sweden**, SSAFR 2017, Symposium on Systems Analysis in Forest Resources, Clearwater Resort, Suquamish, Washington, (near Seattle), August 27-30, 2017

<http://www.Lohmander.com/SSAFR 2017 Lohmander et al.pptx>

<http://www.Lohmander.com/SSAFR 2017 Lohmander et al.pdf>

<http://www.Lohmander.com/SSAFR 2017 Lohmander Soft.txt>

[SSAFR 2017](#)

[28] Lohmander, P., **Applications and Mathematical Modeling in Operations Research**, In: Cao BY. (ed) Fuzzy Information and Engineering and Decision. IWDS 2016. Advances in Intelligent Systems and Computing, vol 646. Springer, Cham, 2018,

Print ISBN 978-3-319-66513-9, Online ISBN 978-3-319-66514-6, eBook Package: Engineering, LAMMOR, https://doi.org/10.1007/978-3-319-66514-6_5

[29] Lohmander, P., **Optimal Stochastic Dynamic Control of Spatially Distributed Interdependent Production Units**. In: Cao BY. (ed) Fuzzy Information and Engineering and Decision. IWDS 2016. Advances in Intelligent Systems and Computing, vol 646. Springer, Cham, 2018

Print ISBN 978-3-319-66513-9, Online ISBN 978-3-319-66514-6, eBook Package: Engineering, LOSDCSDI, https://doi.org/10.1007/978-3-319-66514-6_13

Thank you very much for your time!

I look forward to discussion, questions and cooperation!

On the following pages, the abstract follows.

Peter Lohmander

Should a forest be optimally managed or develop without control?

- Dynamic consequences for biodiversity, global warming and economics.

Gorgan University of Agricultural Sciences and Natural Resources (GUASNR), November 2017

Panel presentation *Version 17-11-06*

Peter Lohmander

Professor Dr., Optimal Solutions, www.Lohmander.com & Peter@Lohmander.com



Should a forest be optimally managed or develop without control?

- *Dynamic consequences for biodiversity, global warming and economics.*

Workshop at: Gorgan University of Agricultural Sciences and Natural Resources (GUASNR), November 2017

Panel presentation Version 17-11-06

Peter Lohmander

Abstract part 1

- **With active forestry, with sequential thinnings, biodiversity may be higher than without harvesting.** In three of the four cases studied in the analysis, without control, the forests with two competing tree species develop into forests with only one tree species. In case we are interested to keep several tree species in the forest, this can be obtained if we control the forest and sequentially make species selective thinnings. If we control the forest and have several tree species in the forest stand, we may sequentially adapt the species selective harvest decisions to unpredictable changes in prices, environmental changes, species specific damages etc. **With optimal control, the expected economic result is improved in relation to if we only have one tree species in the forest. We can also avoid natural disasters where all trees die.**

Should a forest be optimally managed or develop without control?

- Dynamic consequences for biodiversity, global warming and economics.

Workshop at: Gorgan University of Agricultural Sciences and Natural Resources (GUASNR), November 2017

Panel presentation Version 17-11-06

Peter Lohmander

Abstract part 2

- **The most efficient way to use the forest in several regions of the world with low degree of forest harvesting, is to increase harvesting.** Forest resources can replace some fossil fuels such as coal and oil in the production of energy, in particular in combined heat and power stations. Before some of the forest resources, such as timber and pulpwood, are used for energy production, they can be used for wood and paper products. When these products are wasted, the waste wood and waste paper can also be used in energy production. **It may seem to be a good idea to stop harvesting the forest and to increase the standing volume in the forest in order to store more carbon there. Then, however, we forget that if we increase harvesting, we can store more carbon below ground, in the coal and oil reserves. Furthermore, forests, where the harvest level is lower than the growth, will sooner or later reach a state of dynamic equilibrium, where the standing volume does not increase anymore. Such forests, in dynamic equilibrium, do not contribute to solving the global warming problem any more.**

Should a forest be optimally managed or develop without control?

- Dynamic consequences for biodiversity, global warming and economics.

Workshop at: Gorgan University of Agricultural Sciences and Natural Resources (GUASNR), November 2017

Panel presentation Version 17-11-06

Peter Lohmander

Abstract part 3

- **It is important to utilize the environmentally and recreationally valuable forest areas in the best possible way. In order to utilize these areas in the optimal way, it is necessary to optimize and control the number of visitors to the sensitive areas.** Free access may seem to be the best alternative. Then, however, it has been proved that the total value of recreation and tourism is lower than if the optimal number of visitors is determined and applied. **Free access leads to environmental degradation and reduced total utility.**

Should a forest be optimally managed or develop without control?

- Dynamic consequences for biodiversity, global warming and economics.

Workshop at: Gorgan University of Agricultural Sciences and Natural Resources (GUASNR), November 2017

Panel presentation Version 17-11-06

Peter Lohmander

Abstract part 4

- **With adaptive optimization of forest management, it is possible to obtain the very best production economic result.** A typical objective function is the expected present value. Many other types of objective functions can however also be used. Optimal forest management normally means that you should periodically harvest the largest trees, also taking the stochastic price variations and other stochastic events into account. Of course, the objective function may also include the value of tourism, recreation etc.. In case the forest is not managed at all, the result can not be better than the optimal result obtained with optimized management. **Economic results normally decrease if management stops completely. There may be severe and costly damages and CO2 emissions by wild forest fires, windthrows and so on. Employment in the forest sector is reduced.**